

LISBOA THE ECONOMY IN FIGURES

2024



CONTENTS

DID YOU KNOW?	2
DEMOGRAPHY	7
ECONOMY	12
BUSINESS & ENTREPRENEURSHIP	16
HUMAN CAPITAL	26
KNOWLEDGE AND INNOVATION	33
INTERNATIONALIZATION	47

The 2024 edition of “Lisboa, The Economy in Figures” is here with the latest data, graphs and figures on the city. **This is a book to always have on hand, ideal for anyone who wants to know about Lisboa social and economic dynamics.** Demographics, human capital, employment, entrepreneurship and innovation, strategic sectors and companies are just some of the areas whose data here prove to be real decision-support tools for those who want to invest, develop a project or simply study or work in Lisboa.

This is the full-color portrait of the city that was awarded the European Capital of Innovation prize by the European Commission in 2023.

EDITION

Lisboa City Council

AUTHOR

Municipal City Board of Economy &
Innovation Division for Studies and
Foresight
Nuno Caleia
Áurea Guimarães
Luísa Botinas
Paula Ribeiro

TITLE

Lisboa Economy in Figures 2024

DESIGN

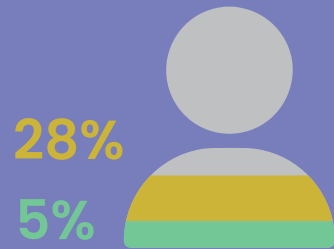
Cotovia Design Studio

YEAR

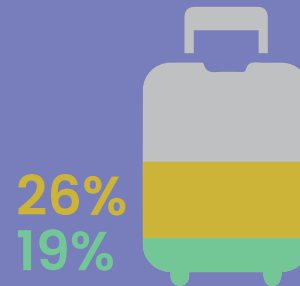
2024

DID YOU KNOW?

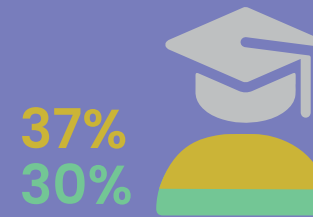
Population



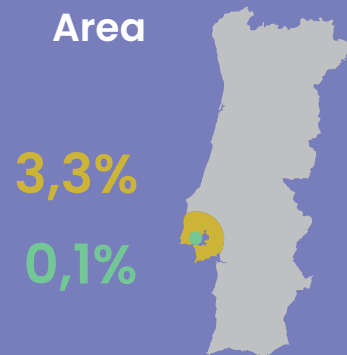
Tourists



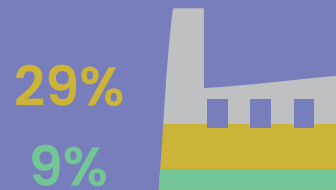
Higher education students



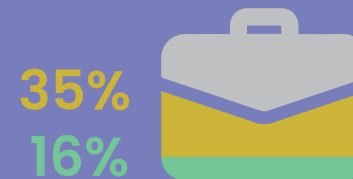
Area



Non financial companies



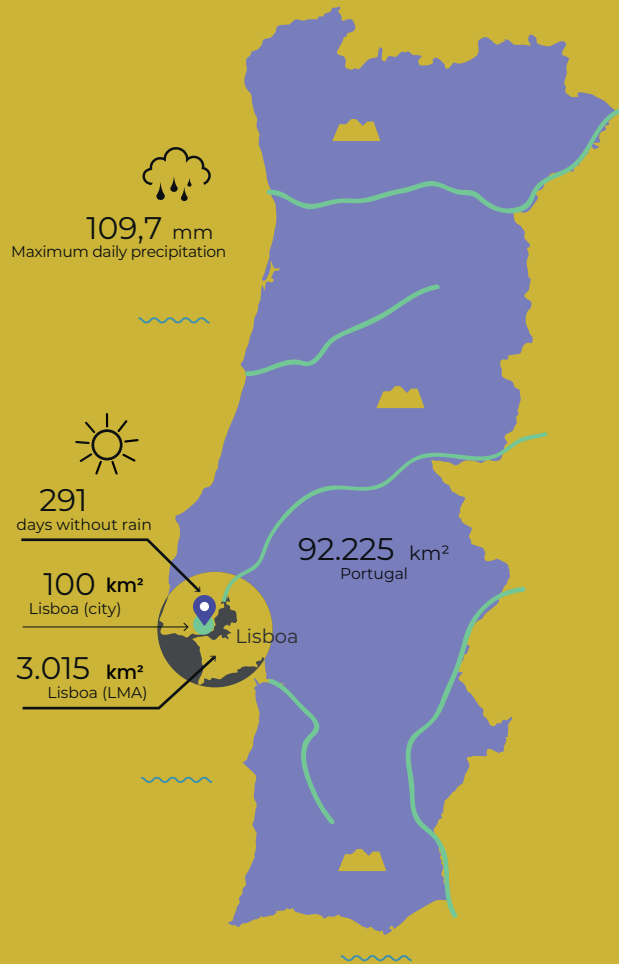
People employed in non financial companies



Source: Statistics Portugal , Statistical Yearbook of Lisboa Region Ed. 2023, Year: 2022

Lisboa weight LMA weight

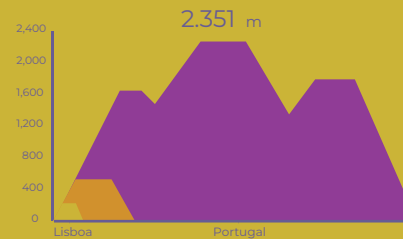
ATLAS



ALTITUDE

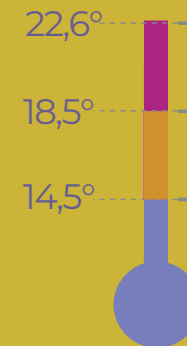
228 m Lisboa (City) 528 m Lisboa (LMA) 2.351 m Portugal

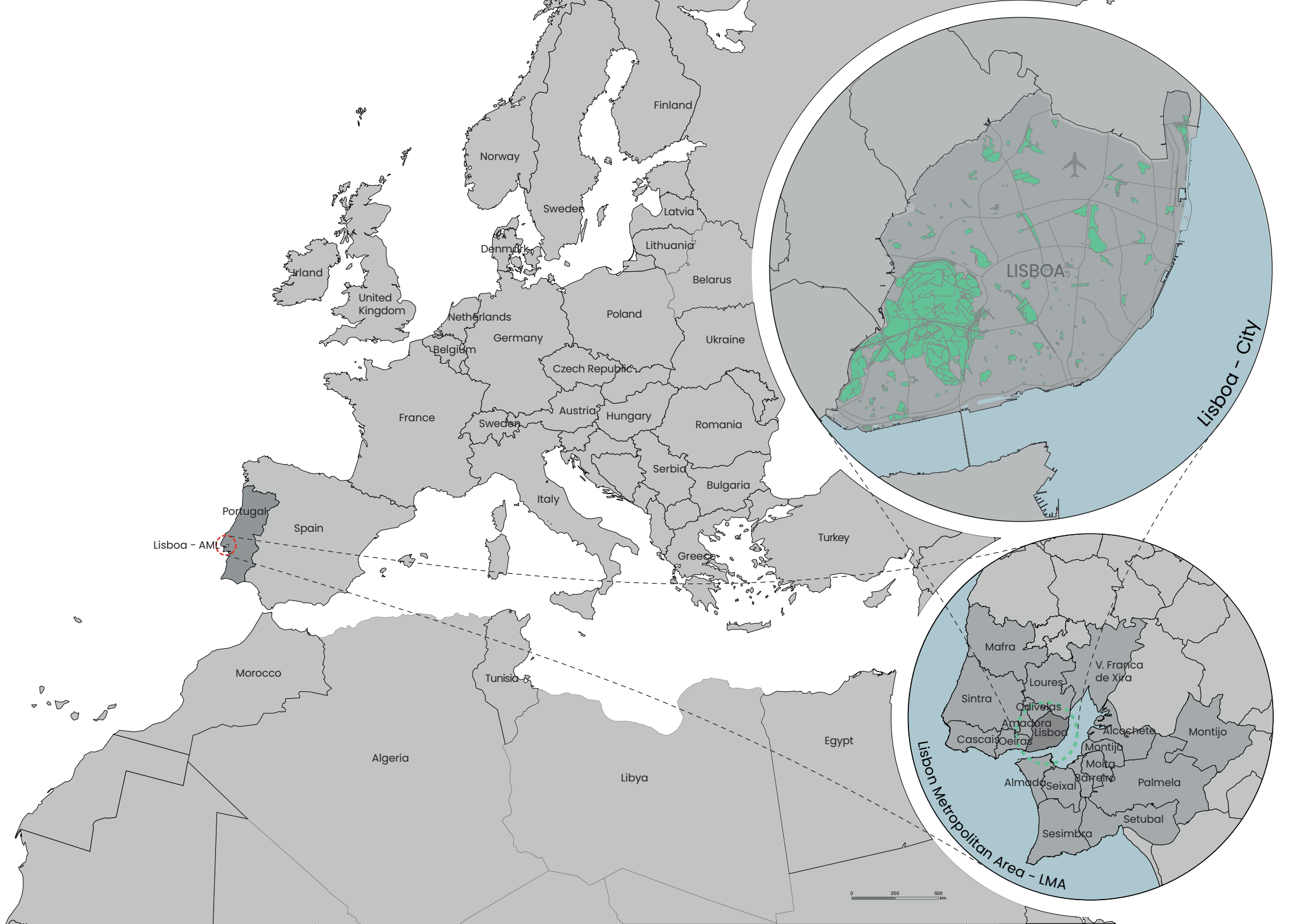
Source: INE, IP, Statistical Yearbook, Ed. 2023, Year 2022



LISBOA (L.Geophysical)

Average annual temperature (Celsius)





We support founders to start, scale and become global.

A flagship initiative from Lisbon to position the City as a leading European innovation center.

We are honored and proud to be in the top 10 of the ranking of Europe's leading start-up hubs.

+850
Startups

\$1Bn
Funds Raised

5
Innovation Hubs



unicorn Factory
Lisboa



Learn More
unicornfactorylisboa.com

DEMOGRAPHY

- **Lisboa** is the capital of a country with **10.4 million inhabitants and the centre of a metropolitan** region with a **population of 2.9 million**.

- **Being the country's capital has costs.**
Every day the city's population **grows by 70 per cent** due to commuter movements.

- Lisboa demographics have stabilized in terms of the number of inhabitants, now standing at around **550,000 residents**.

After losing almost a third of its population over the last five decades, the trend after 2011 is for stabilization.

- **The Lisboa Metropolitan Area** is where the country's economic **decision-making centres are located**.

It accounts for around **36% of the country's GDP** and **employs around 1.5 milion people** (30% of the country's employment), with an apparent labor productivity 1.2 times higher than that of the country.

DEMOGRAPHY

10.467.366

Portugal Population

Resident Population

548.703

Lisboa (City)

5,2%

Country Total

2.899.670

Lisboa (LMA)

27,7%

Country Total

Population Density

5.484,3

Inhab per square km

Lisboa (City)

961,7

Inhab per square km

Lisboa (LMA)



**Birth
Rate**

10%

Lisboa (City)

9,8%

Lisboa (LMA)

8%

Portugal



**Mortality
Rate**

13,1 %

Lisboa (City)

10,9 %

Lisboa (LMA)

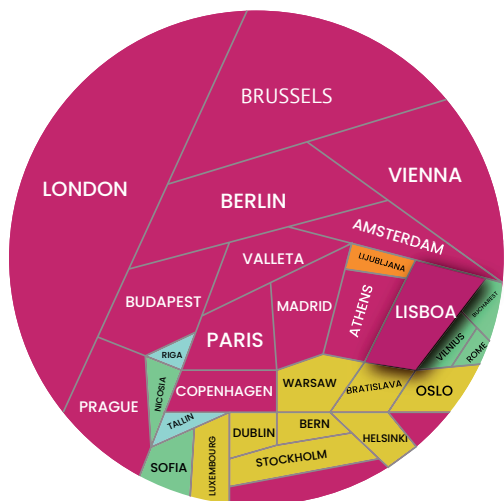
11,9 %

Portugal

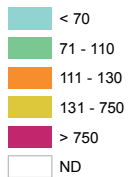
Source: Statistics Portugal , Statistical Yearbook of Lisboa Region Ed. 2023, Year: 2022

Source: Statistics Portugal , Statistical Yearbook of Lisboa Region Ed. 2023, Year: 2022

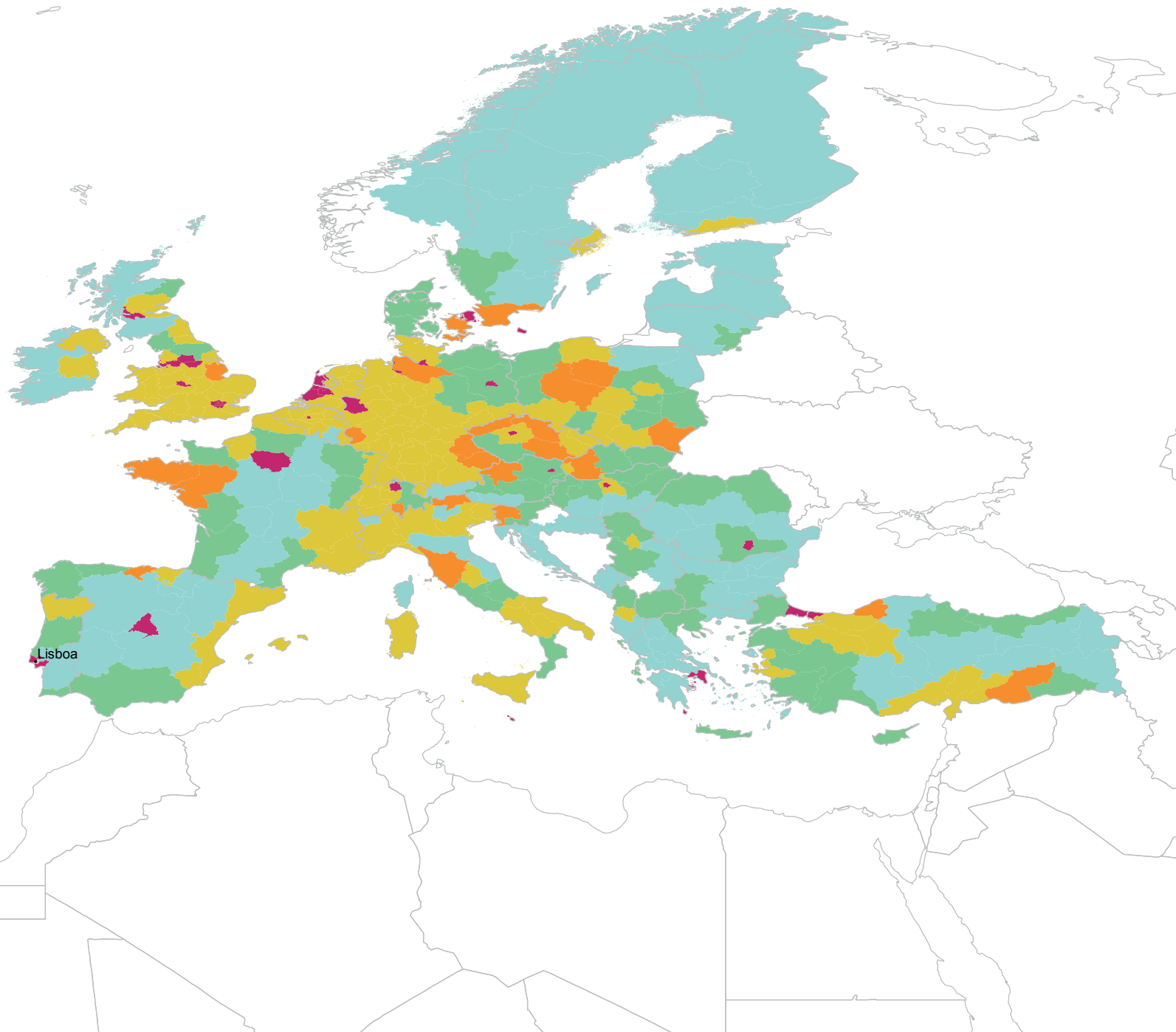
Population Density in European Region Capitals



Population Density INHAB/km2 | year 2022



EU27 (>2020): 109,1



Foreign Resident Population

118.104

Foreign resident population (Lisboa)

↓
15,1% Country Total

781.247

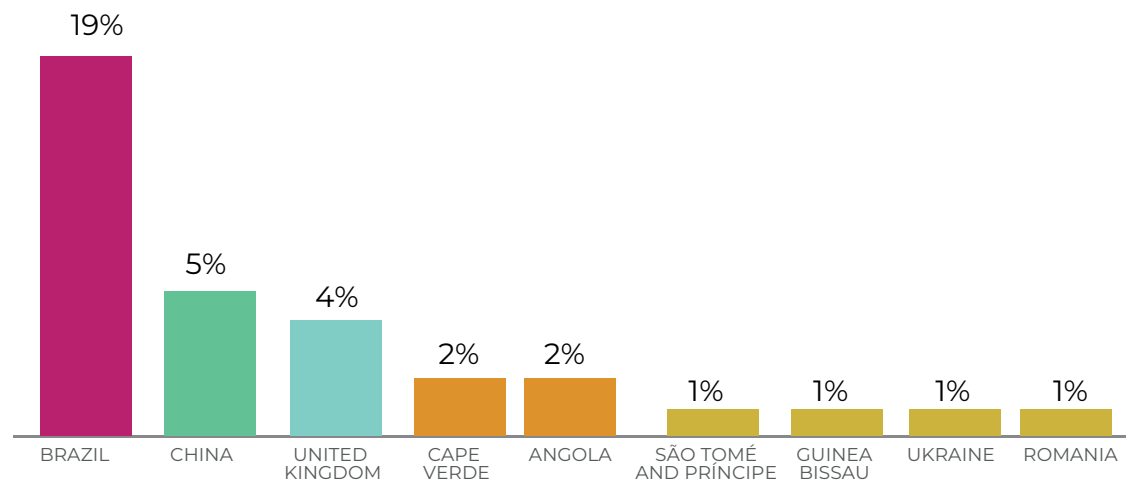
National Total

382.616

Foreign resident population (LMA)

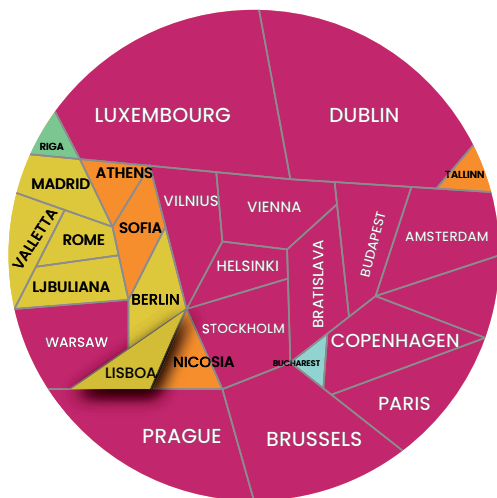
→ **49%**
Country Total

Main Nationalities - Foreign population living in the Municipality of Lisboa

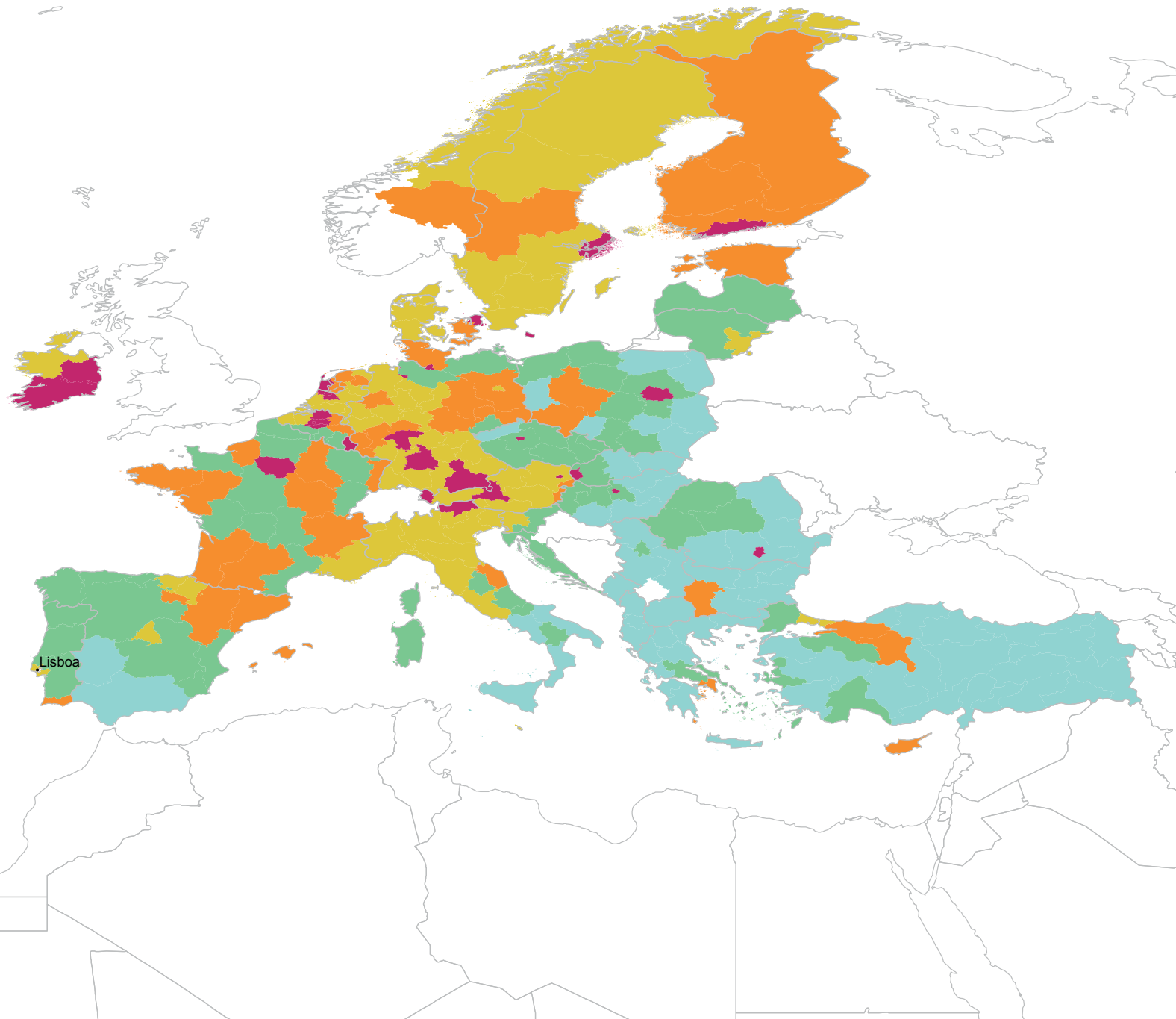



Source: Statistics Portugal , Statistical Yearbook of Lisboa Region Ed. 2023, Year: 2022

GPD at current market prices in European Regions (capitals)



Gross Domestic Products PPS | Per capita



ECONOMY

Economic Indicators

Activity and employment indicators (LMA)

87.368 -----> **36,1** %
GDP (million €) Country Total

75.611 -----> **36** %
GVA (million €) Country Total

1.512 -----> **30** %
Employment (millions) Country Total

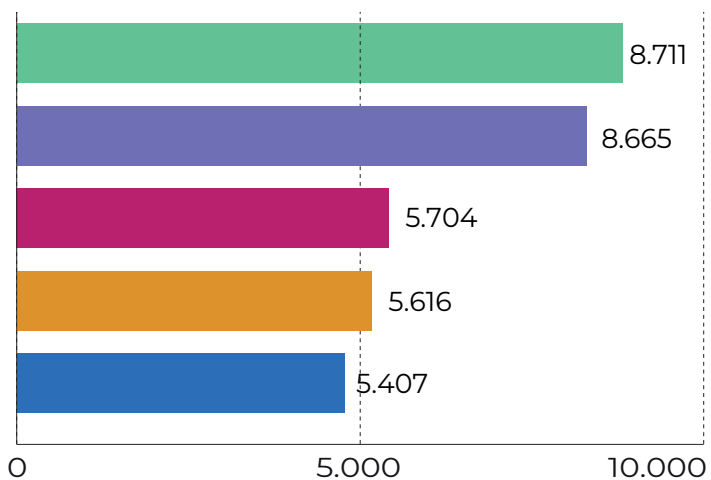
30,5 -----> **1,3**
GDP per capita (thousands €) Country Total






50,0 -----> **1,2**
Apparent Labour Productivity
(thousands €) Country Total

Source: Statistics Portugal , Statistical Yearbook of Lisboa Region Ed. 2023, Year: 2022

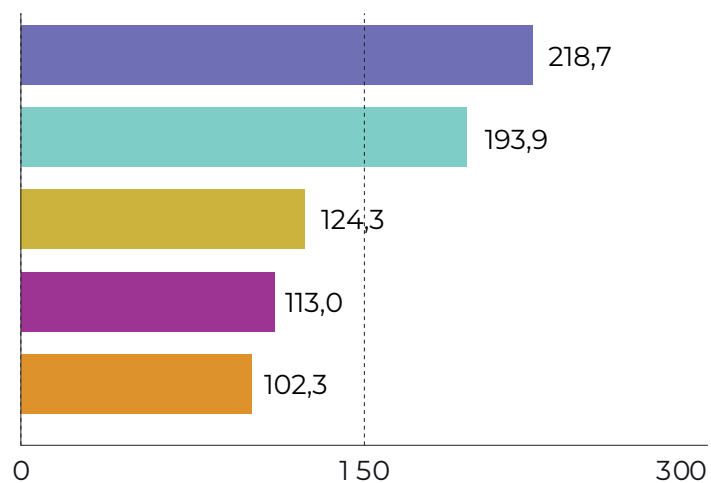
GVA and employment by economic activity in the Lisboa Metropolitan Area






GVA (million €)



-  Real estate
-  Retail
-  Financial and insurance
-  Information and communication
-  Public Administration

Employment (thousands of people)



-  Retail
-  Administrative and support services
-  Human health activities
-  Accomodation and food services
-  Scientific activities

Source: Statistics Portugal , Statistical Yearbook of Lisboa Region Ed. 2023, Year: 2022

BUSINESS AND ENTREPRENEURSHIP

- **The Lisboa Metropolitan Area (LMA)** has many **high-tech** companies and research centers. It has **approximately 390 thousand firms located there**.
- The **number of workers employed** by foreign companies and in the **high-tech** sectors in Lisboa **exceeds the national average**.
- **Lisboa** remains an **attractive location** for many **multinational companies**, with the potential for expansion. Shared service centres and nearshore services tend to establish here.
- **Software** and **internet**, as well as **health** and **well-being** services, **are the main sectors** with great **potential for development** here.

390.857

Total number of enterprises

29,1 %
Country Total

1.487.738

Staff at work

35,1 %
Country Total

45.899

GVA (million €)

42,1 %
Country Total

187.897

Turnovers (million €)

43,6 %
Country Total

Source: Statistics Portugal , Statistical Yearbook of Lisboa Region Ed. 2023, Year: 2022



TOTAL NUMBER OF COMPANIES IN LISBON*

121.432

Enterprises




9%

Country Total

62.718

Companies




13,4%

Country Total

655.779

Staff at work



15,5%

Country Total

23.027

GVA (million€)



21,1%

Country Total

*Non financial businesses
Source: Statistics Portugal , Statistical Yearbook
of Lisboa Region Ed. 2023, Year: 2022





ENTREPRENEURSHIP & INNOVATION



INCUBATORS AND ACCELERATORS

28

COWORKING SPACES

83

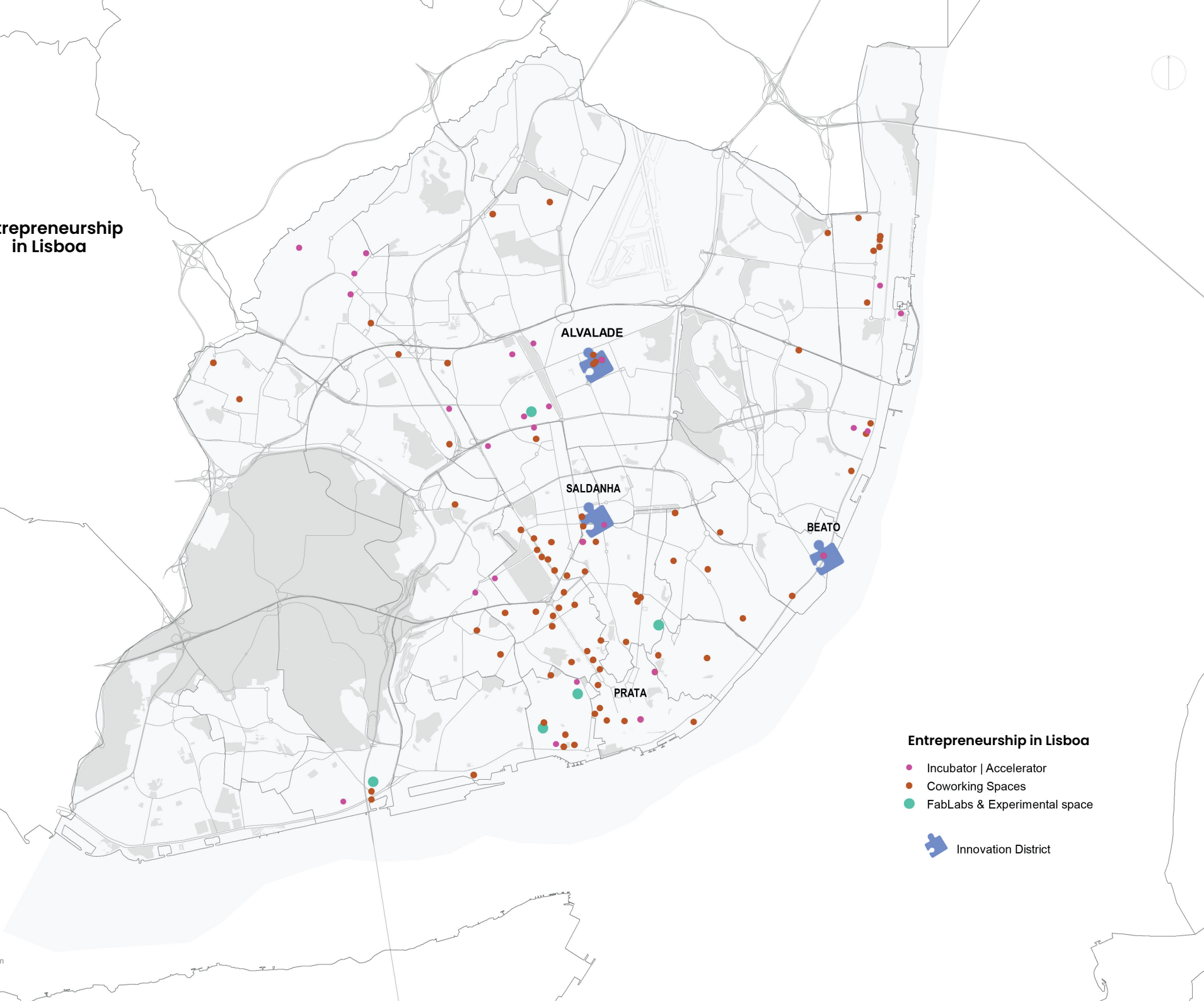
STARTUPS

1250*



*Source: Informa D&B 2023

Entrepreneurship in Lisboa

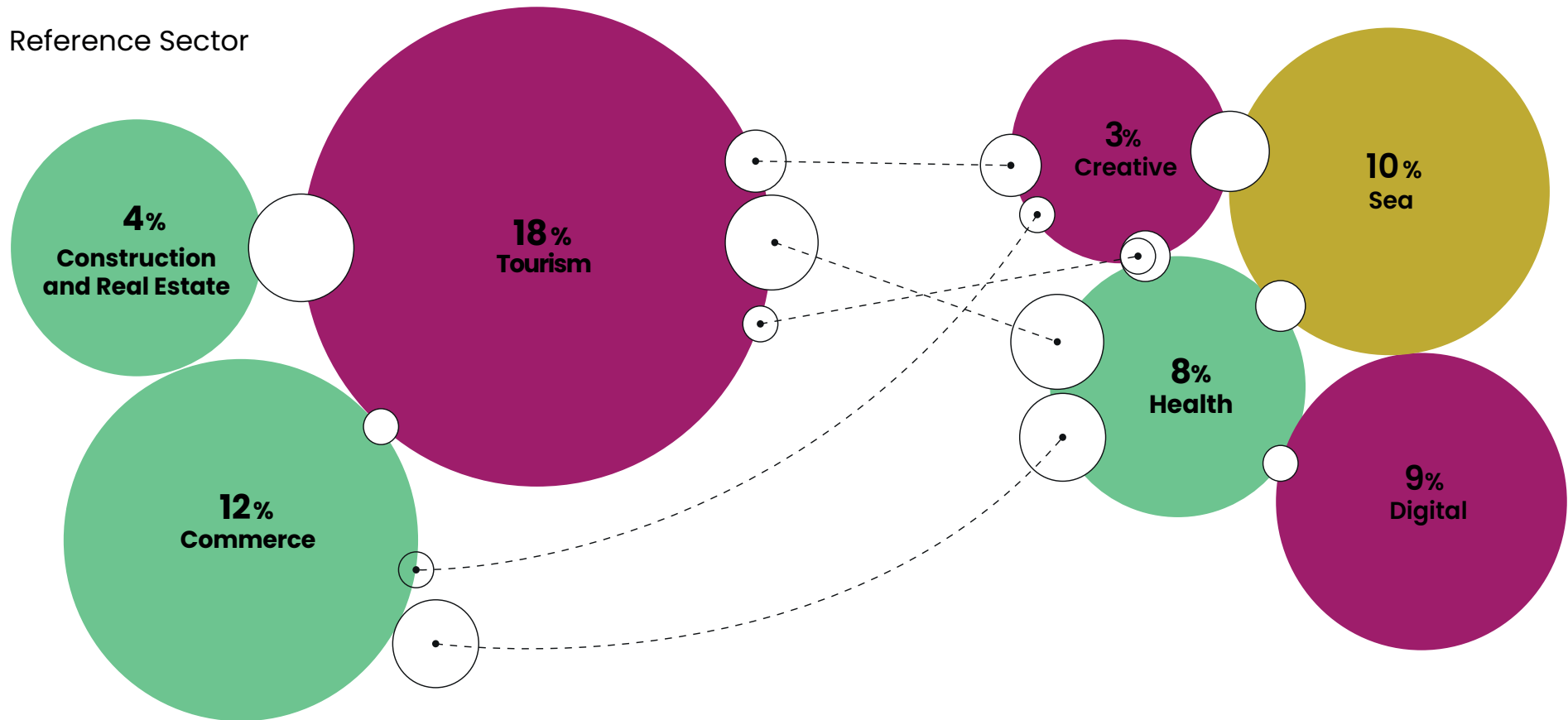


Entrepreneurship in Lisboa

- Incubator | Accelerator
- Coworking Spaces
- FabLabs & Experimental space

 Innovation District

Sector's weight in employment Lisboa - City



Export intensity of sectors

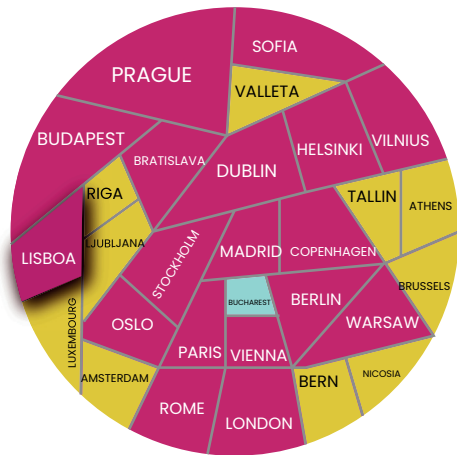
- High- 20%/30%
- Medium- 10%/20%
- Low - 0%/10%



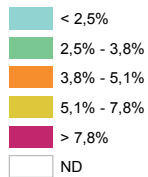
Source: Informa D&B 2023

*Representation of strategic sectors based on employment by enterprises, according to the delimitation drawn up by CML/DMEI

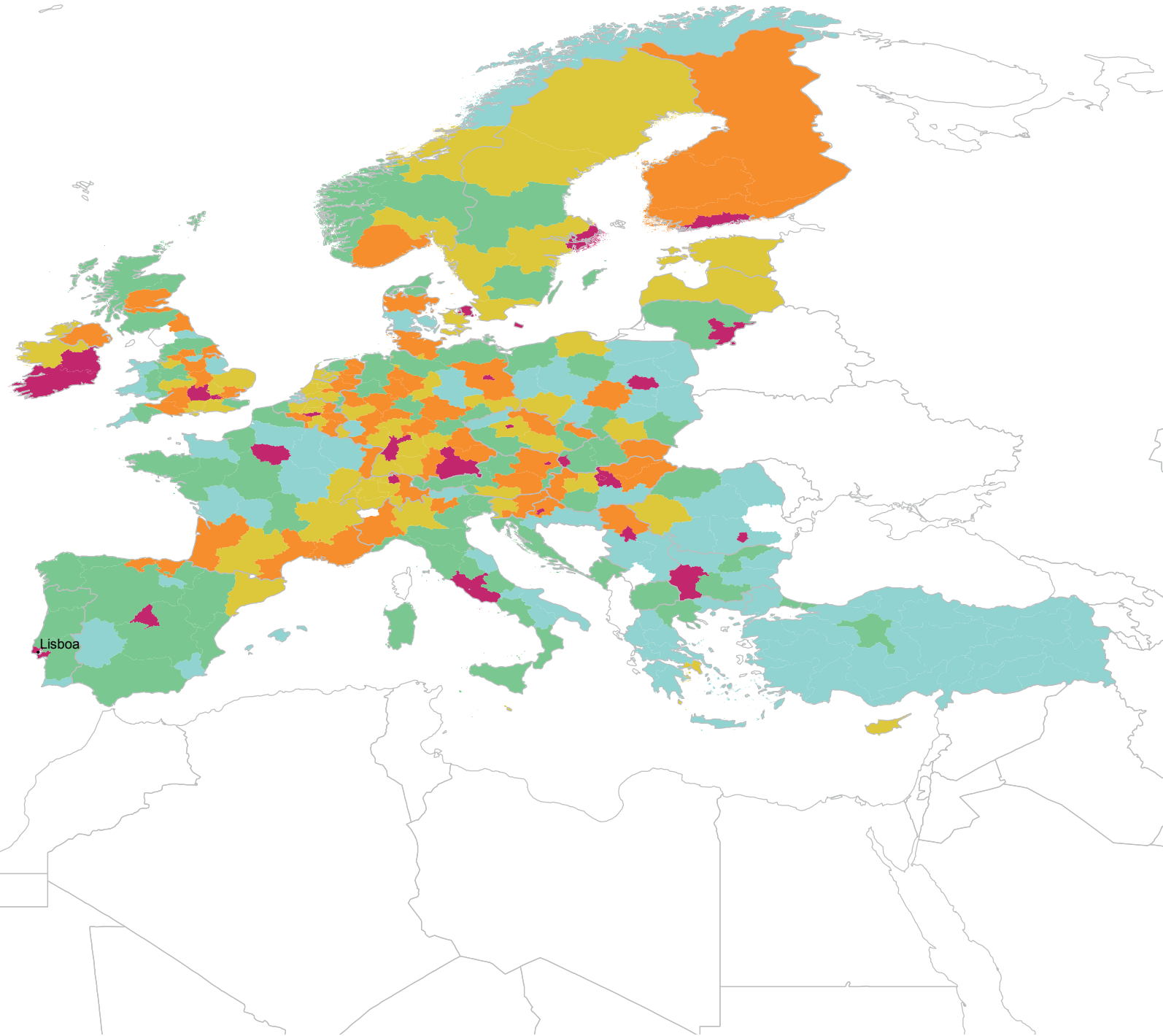
**Employment in high-tech sector
in European Regions. Capitals (Region)**



**Jobs in high-tech sectors
% from the total of employment in the region, year 2023**



Euro area 20 (from 2023): 5,1



Mouraria Creative Hub



Monday to Friday 9:30 - 12:30 / 14:00 - 17:30
Thursdays - Open Day

Travessa dos Lagares n.º 1
1100-300 Lisboa
218 170 202
hcm@cm-lisboa.pt

 mouraria creative Hub



HUMAN CAPITAL

- **Lisboa** provides a pool of **highly skilled professionals who are adaptable, innovative, linguistically diverse, and competitive**, with 40% of Lisboa Metropolitan Area inhabitants holding advanced academic degrees.
- **Around a quarter of the country's workers** and employed people are in the **Lisboa region**, where there are currently approximately **104 thousand people without jobs**.
- **Lisboa Metropolitan Area** has an **R&D expenditure ratio of 2 per cent of GDP, a significant figure in the European context**. Around 166.000 of students were enrolled in higher education in 2022/2023
- **The Lisboa Region accounts for about 41 per cent of the country's total research and development expenditure**, with **the business sector responsible for 58 per cent of this**.

Qualified human capital (LMA)



Resident population and employment indicators

1.424,0 → **27,4 %**
Working population (thousands) Country Total

1.320,0 → **27 %**
Employed population (thousands) Country Total

104,0 → **32,6 %**
Unemployed population (thousands) Country Total

Source: Statistics Portugal , Statistical Yearbook of Lisboa Region Ed. 2023 , Year: 2022



Activity and employment indicators

60,6 % → **59,8 %**
Activity rate (LMA) In Portugal

57,8 % → **55,9 %**
Female activity rate (LMA) In Portugal

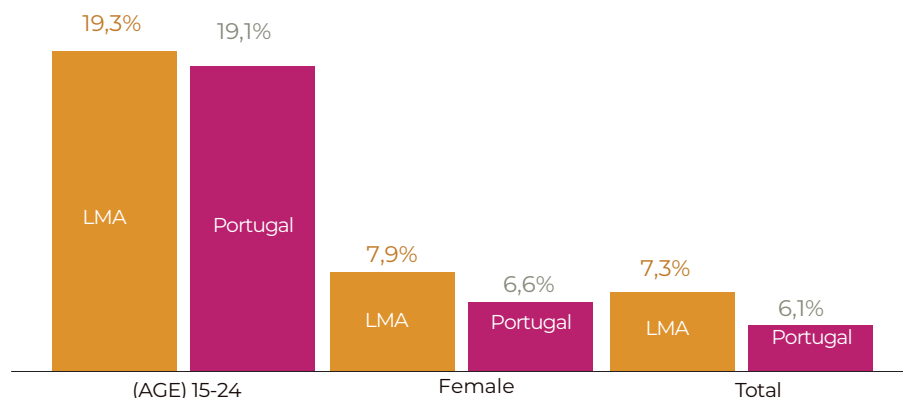
33,0 % → **34,8 %**
Activity rate 15 - 24 age (LMA) In Portugal

26,7 % → **28,2 %**
Employment rate 15 - 24 age (LMA) In Portugal

Source: Statistics Portugal , Statistical Yearbook of Lisboa Region Ed. 2023 , Year: 2022

Human capital

Unemployment rate 2022



Source: Statistics Portugal , Statistical Yearbook of Lisboa Region Ed. 2023, Year: 2022

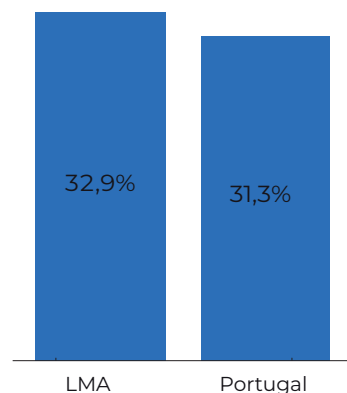
Average monthly earnings LMA (2019)



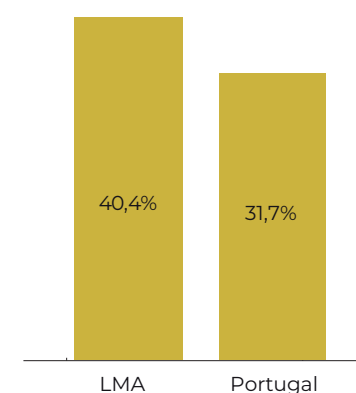
Source: Statistics Portugal , Statistical Yearbook of Lisboa Region Ed. 2023, Year: 2022

Academic qualifications of the active population

Secondary Education



University Education



Source: Statistics Portugal , Statistical Yearbook of Lisboa Region Ed. 2023, Year: 2022



HOW TO MAKE (ALMOST) ANYTHING!



Monday to Friday, from 10^{AM} to 6^{PM}

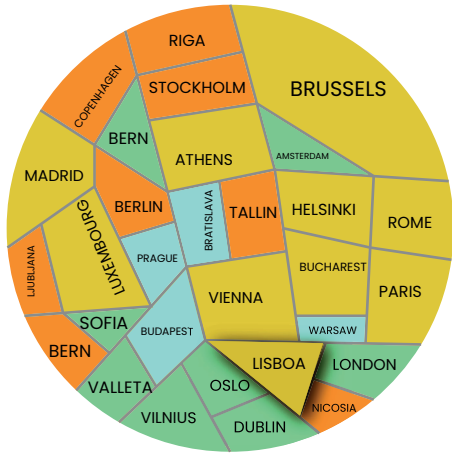
OPEN-DAYS on Mondays and Tuesdays

Mercado Forno do Tijolo
R. Maria da Fonte / 211 941 467
fablab.info@cm-lisboa.pt

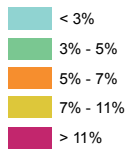
 [fablab_lisboa](https://www.instagram.com/fablab_lisboa)



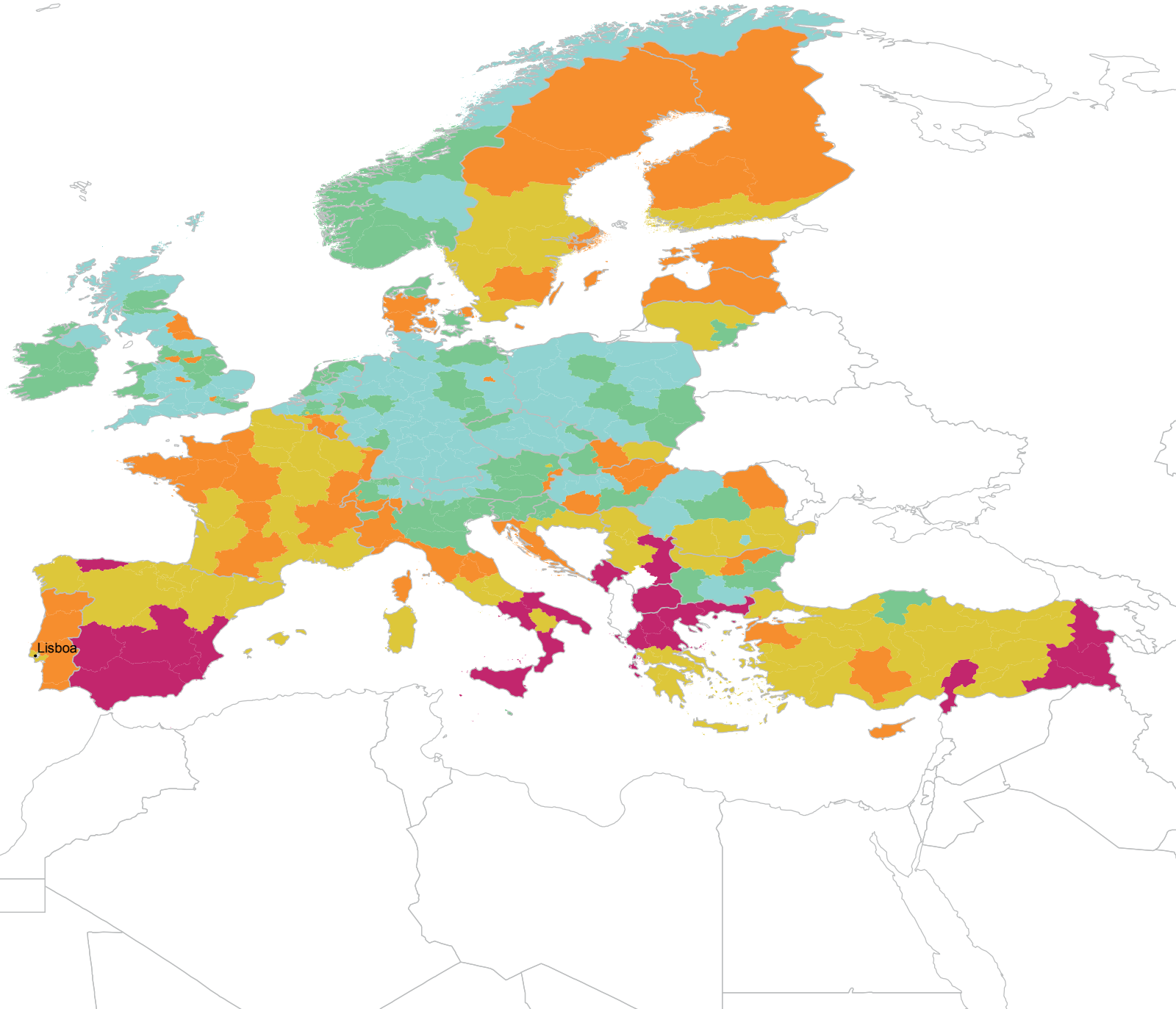
Unemployment in European regions capitals



Unemployment Rate % from the Region | year 2023



EU27 (>2020): 7



KNOWLEDGE AND INNOVATION

446.028 Students enrolled in higher education in Portugal 2022/2023

Higher education indicators LMA


65 Educational establishments (Lisboa) → **91** in LMA → **31,7 %** of LMA in the country

131.696 Students enrolled (Lisboa) → **166.405** in LMA → **37,3 %** of LMA in the country

11.632 Teaching staff (Lisboa) → **15.012** in LMA → **37,4 %** of LMA in the country

27.859 Graduates (Lisboa) → **35.707** in LMA → **37,3 %** of LMA in the country

Higher education graduates in LMA - main fields of study 2022/2023





**DOES YOUR COMPANY
NEED SUPPORT?**

**DO YOU HAVE A
BUSINESS IDEA
FOR THE CITY?**

LISBOA
EMPREENDE+

FIND OUT MORE AT
LISBOAEMPREENDEMAIS.PT

International Students

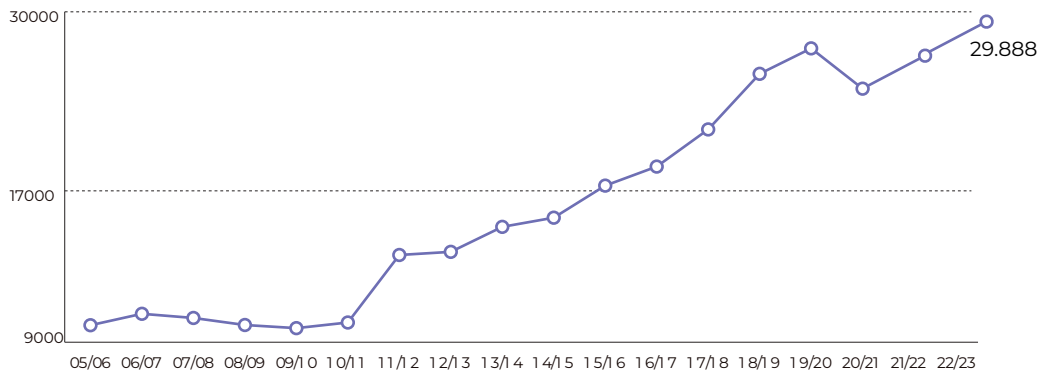
78.113

National Total

17.175


in international mobility programmes
(includes Erasmus Program)

Evolution of foreign students enrolled in higher education in LMA



DGEEC/MEC Directorate-General for Education and Science Statistics, Year 2022/2023

Enrolled students of foreign nationalities



DGEEC/MEC Directorate-General for Education and Science Statistics, Year 2022/2023

* Includes Erasmus Program, Protocol/partnership with a foreign institution and others



Merceados Lisboa

desde 1877



LISBOA
CÂMARA MUNICIPAL

R&D Indicators

2% R&D expenditure in GDP (LMA) → **1,7%** in Portugal

18,5% People (FTA) in R&D in the working population (LMA) → **13,5%** in Portugal

1,5% Researchers (FTA) in R&D in the working population (LMA) → **1,1%** in Portugal

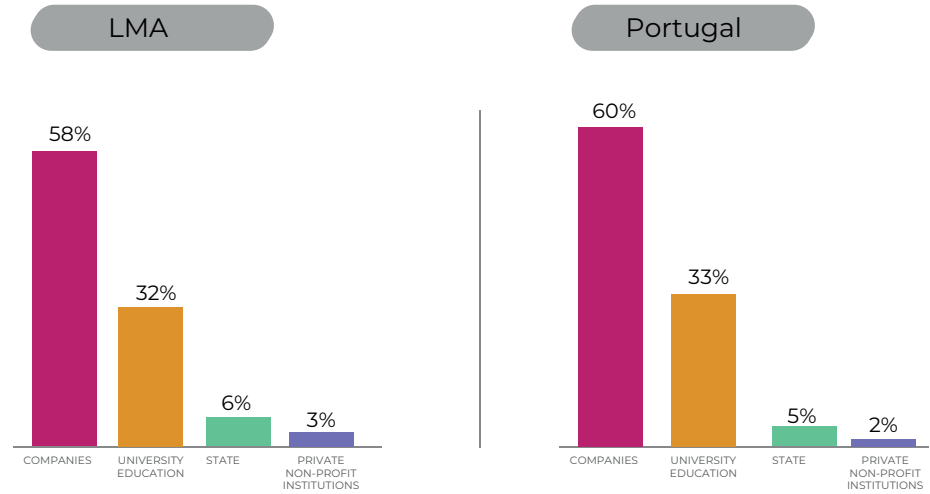
Source: INE, I.P. , Anuário Estatístico, Ed. 2021, Ano: 2023

Total R&D expenditure

1.494,2 → **41,4%**
LMA (thousands €) of LMA in the Country

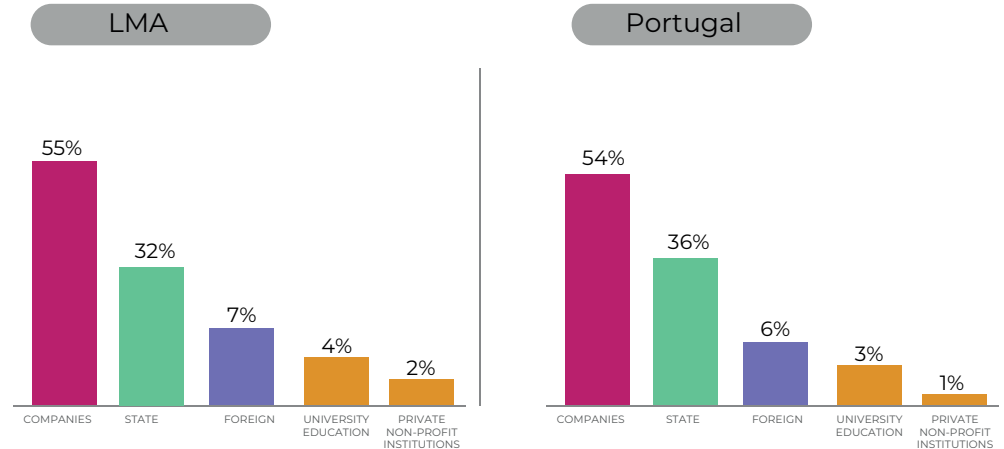
Source: Statistics Portugal , Statistical Yearbook of Lisboa Region Ed. 2023, Year: 2022

Breakdown of total R&D expenditure by sector of execution



Source: Statistics Portugal , Statistical Yearbook of Lisboa Region Ed. 2023, Year: 2022

Breakdown of total R&D expenditure by source of funding



Source: Statistics Portugal , Statistical Yearbook of Lisboa Region Ed. 2023, Year: 2022

KNOWLEDGE AND INNOVATION

RESEARCH CENTERS **136**

28 LABORATORIES

COMPANIES WITH R&D **323**

SCIENCE INFRASTRUCTURES **39**

65 HIGHER EDUCATION INSTITUTIONS



European
Innovation
Council

THE EUROPEAN
CAPITAL OF
INNOVATION
AWARDS **23**

STUDY INI LISBON

STUDYINLISBON.PT

RESEARCH INI LISBON

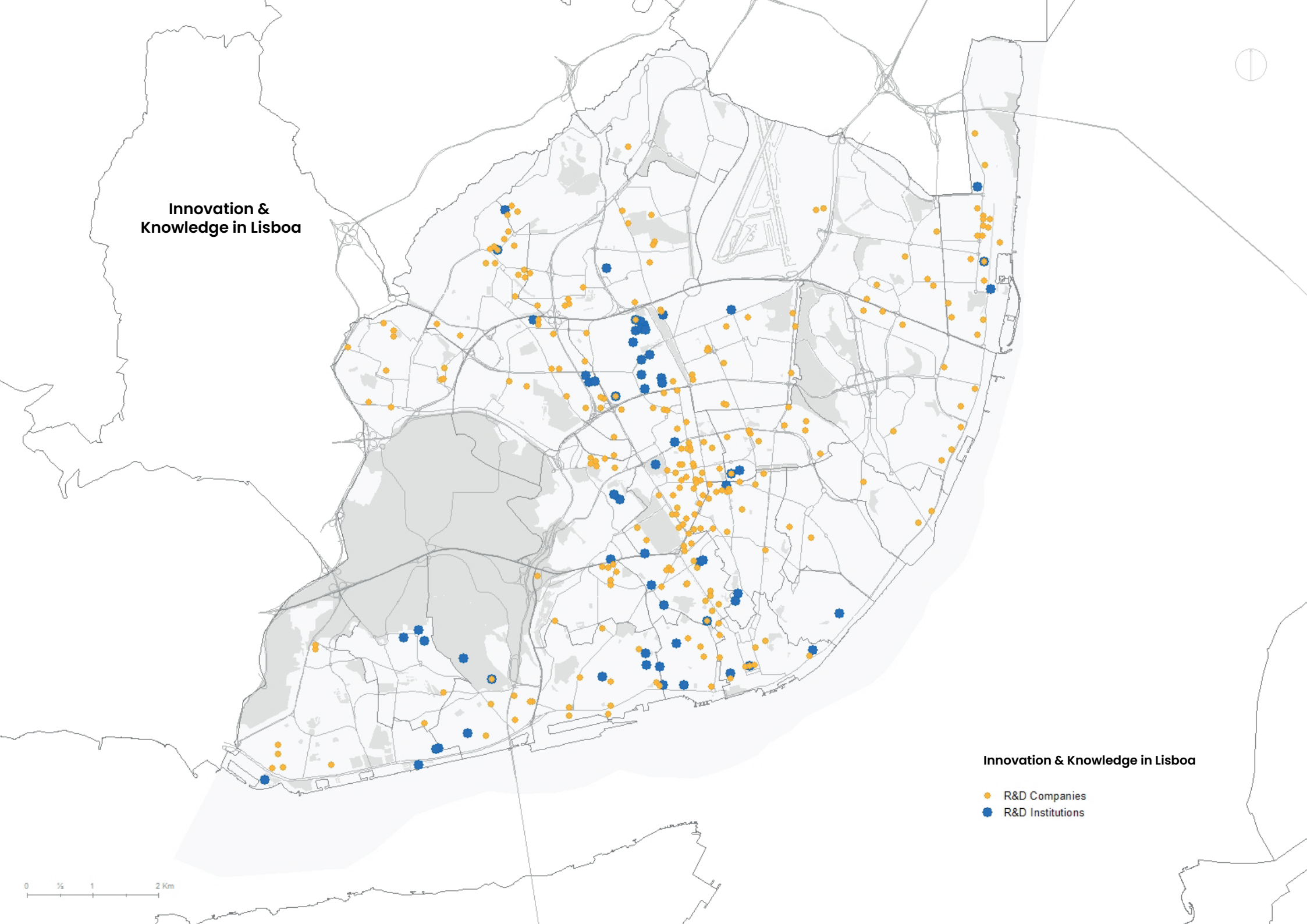
RESEARCHINLISBON.PT

Innovation & Knowledge in Lisboa

0 1/2 1 2 Km

Innovation & Knowledge in Lisboa

- R&D Companies
- R&D Institutions



Innovation

National inventions

904 -----> **-1,3%**
National annual

153 -----> **10,9%**
Patents annual

2.986 -----> **-21,3%**
Europe annual
European patent validations
in PT

329 -----> **5,4%**
Europe
Origin PT annual

227 -----> **-0,4%**
International
Origin PT annual

Source: Nacional Institute of Industrial Property

National Brands

20.937 -----> **3,4%**
National annual

2.155 -----> **19,3%**
Europe Origin PT annual

185 -----> **22,5%**
Internacional
Origin PT annual

Source: Nacional Institute of Industrial Property

National Design

182 -----> **-21,2%**
National National

861 -----> **15%**
Europe annual




INTERNATIONALIZATION

- **Lisboa** is a **privileged platform for trade** between continents, particularly with the **seven Portuguese-speaking countries**
- **Ideal location for companies wishing to export or invest internationally.**
- **The Lisboa Metropolitan Area** is the origin of **30 per cent of the country's exports** and is the destination **of 48% of the country's imports**
- **Exports have grown by over 90 per cent in the last 10 years**
- **6.4 million guests a year visit Lisboa Metropolitan Area (LMA)**
- **More than 55 per cent of these tourists** come from foreign markets, with particular emphasis on **Brazil, USA, France, Spain, Germany and the United Kingdom**
- A capital **city full of dynamism and events all year round**, **Lisbon** achieved a presence in global visibility rankings, **proving its presence as an Atlantic city with unique characteristics for study, live, work and invest.**



EXPORT

IMPORT



Transport Indicators

LISBOA AIRPORT (AL)

198.200
FLIGHTS

28.261.883
PASSENGERS

156.818
LOAD

PORT OF LISBOA

2.045
SHIPS

492.438
PASSENGERS PORTUGAL

10.721.230
CARGO TOTAL



EXPORT (LMA) 30,3%
Portugal

23.766
Millions €

52.584
Million€

IMPORT (LMA) 48,0%
Portugal



Fuels and oils

24,9%



Fuels and oils

27,9%



Industrial goods
not specified
elsewhere

24,8%



Industrial goods
not specified elsewhere

18,9%



Transport material and
accessories

20,1%



Consumer goods not
specified elsewhere

16,1%



Machines, other capital
goods (except transport
material) and accessories

12,5%



Machines, other capital
goods (except transport
material) and accessories

13,7%



Consumer goods not
specified elsewhere

8,9%



Transport equipment

12,9%



Food and beverages

8,7%



Food and beverages

10,4%



Goods not specified
elsewhere

0,1%



Goods not specified
elsewhere

0,1%

LOJAS COM HISTÓRIA

**GETTING TO KNOW
LISBON THROUGH
ITS STORES**



LISBOA
CÂMARA MUNICIPAL

LOJASCOMHISTORIA.PT



Tourism



Hotel establishments

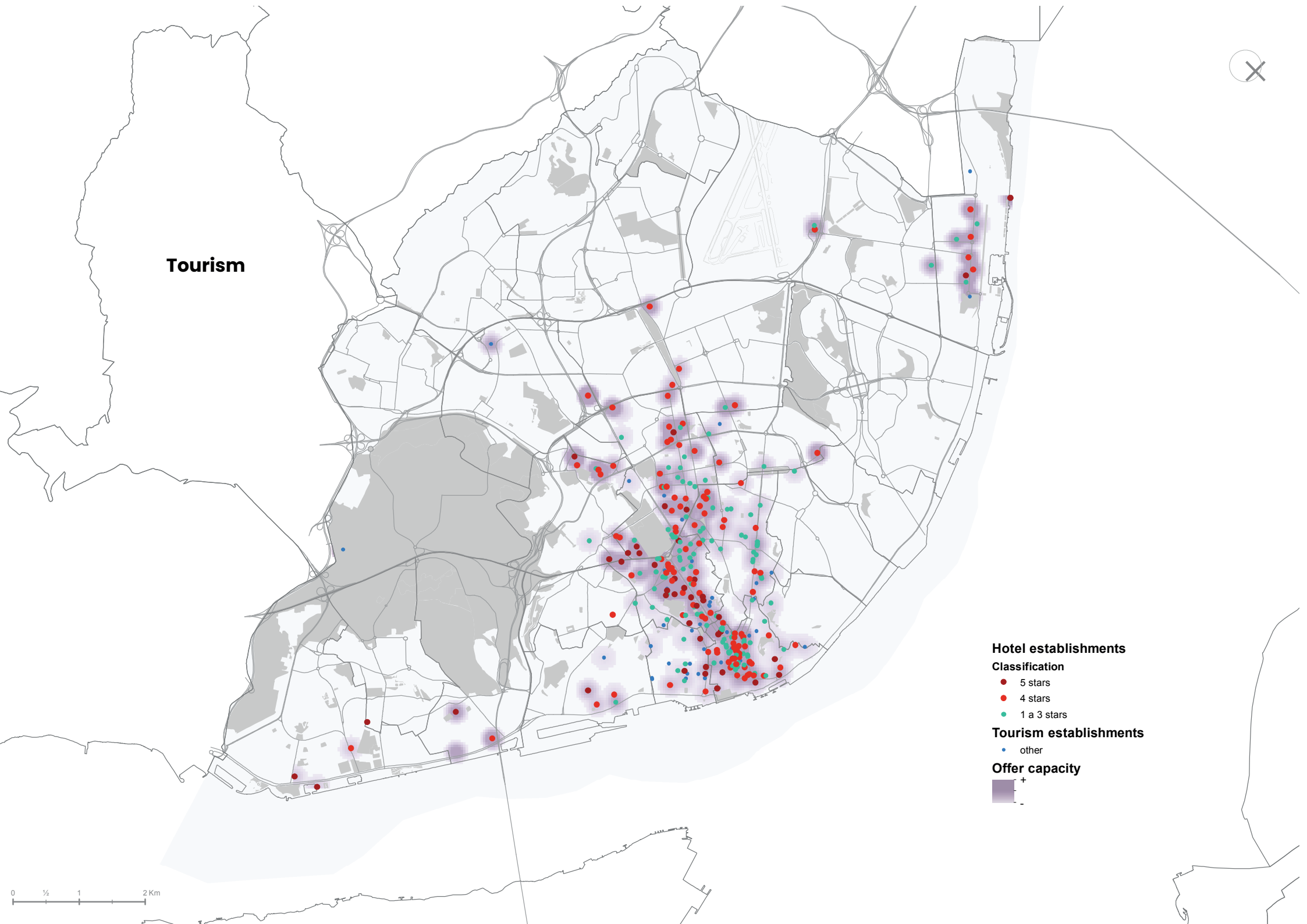
Classification

- 5 stars
- 4 stars
- 1 a 3 stars

Tourism establishments

- other

Offer capacity





TOURISM

Overnight stays

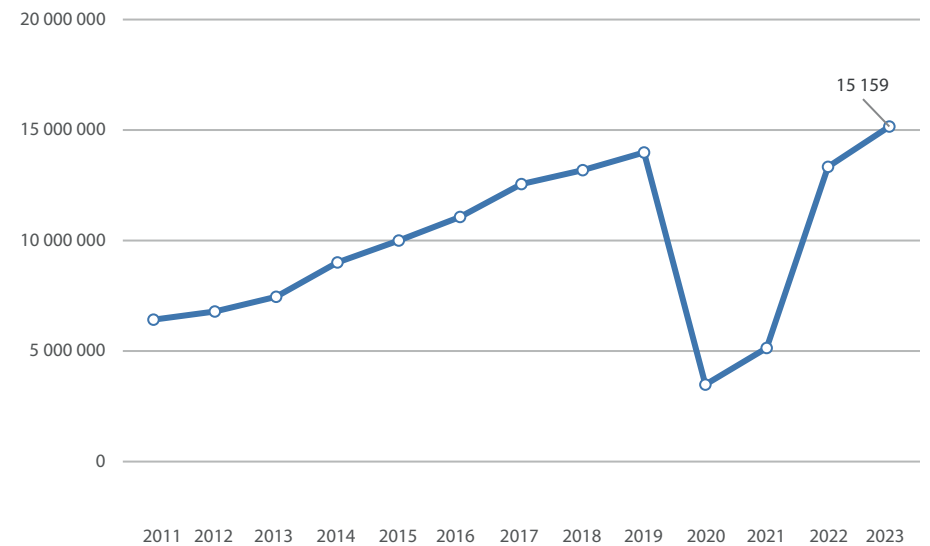
15,159 -----> **20,238** -----> **26,0** %
Lisboa (million) LMA (million) of LMA in the country

Guests

6,460 -----> **8,819** -----> **29,0** %
Lisboa (million) LMA (million) of LMA in the country

Source: INE, I.P. Statistical Yearbook 2020 and earlier

Overnight stays in Lisboa (city)





November 2023 was an important milestone for the city of Lisboa. The distinction awarded to the Portuguese capital by the European Innovation Council has given even greater visibility to the city's innovative ecosystem, as well as recognizing the work of the municipality in supporting innovation.

Lisboa wants to consolidate its position within the European context, as a global, creative, sustainable, and inclusive city. The Unicorn Factory Lisboa (UFL), the focal point of this dynamic, has been continuing to train more scale ups and boost new hubs such as Gaming, Web 3, Green and AI, which attract more companies and investors. True nerve centers, they are changing the face of the territory, having been boosted from the Beato Innovation District, an important hub for promoting innovation, which houses the headquarters of Unicorn Factory Lisboa and other global technology companies.

Lisboa's network of experimentation and open innovation continues to grow, supported by strong investment in municipal spaces that offer everyone the opportunity to experiment, create and innovate. Lisboa's entrepreneurial and innovative community also remains vibrant, driven by projects and initiatives and connected to the city that provides the ideal conditions for its growth and development.

In 2024, Lisboa's City Council, through the UFL, launched the Innovation for All award – aimed at start-ups and scale-ups from all over the world. The challenge: to find technological solutions to help solve problems related to access to health care, the integration of migrants and quality education. With this initiative, Lisboa wants to reward those who contribute to improving people's lives, while at the same time boosting the city's economy. The legacy of Lisboa European Capital of Innovation will live on. The seeds of creativity and entrepreneurial spirit sown in the meantime will bear fruit. By transforming lives and people, they will contribute to Lisboa's affirmation.



THE EUROPEAN
CAPITAL OF
INNOVATION
AWARDS **23**

The European Capital
of Innovation

WINNER

LISBON

#iCapitalAwards